

SUBMISSION OF CANNABIS CUTTINGS

If you apply at the Board for Plant Varieties or at CPVO for Listing and/or Plant Breeder's Rights for cannabis, 'other than fibre', Naktuinbouw will carry out the DUS tests in a certified greenhouse. We have 2 trials each year, but this planning is not the applicants choice. You will be informed about the submission period by Naktuinbouw in time, so that you have enough time to prepare both forms as plants.

Only for vegetative plantmaterial which is not already in the Netherlands:

Import and Export Permits

In case of cuttings (not for seeds) we must, before the applicant can send the cuttings to us, apply for an import (drug) permit for this material. As soon as we have received it, we will e-mail a hard copy to you. Based on this import permit the applicant must in turn apply for an export (drug) permit at their local authorities. The shipment of the plant material must be accompanied by both permits, otherwise we are not allowed to accept it. In order to allow the respective authorities some time to issue the permits, we learned that it is wise to start in time with the procedure.

Phytosanitary certificates and Plant Passports

The applicant has to take care of the relevant phytosanitary certificates and plant passports. Please note that since December 14, 2019 the EU regulations changed, for shipments within the EU many authorities require also a plant passport to be attached. The applicant must check this with their local authorities.

Submission periods

In the submission period, we expect to receive the shipping on Monday until Thursday **within the opening hours (8.30 AM to 16.00 PM)**. We expect to receive **30 well-rooted cuttings (12-15 cm) in plugs** of each application. The material should be delivered :

- **Naktuinbouw
Sotaweg 22
2371 GD Roelofarendsveen
The Netherlands**

Plant material

We expect the cuttings in plugs to be well-rooted, non-flowering, healthy and vigorous enough to have a good start in our trial. We have a fixed start date of short day and cannot extend this date in favour of the less vigorous plants.

Please note: We would like to stress that your application will be rejected if the requested plants are not well-rooted, flowering, not healthy and not vigorous. The fully costs of an examination year will be invoiced. It is to the applicant to decide to withdrawn the application. Otherwise the variety will get a negative final report due bad submission.

Transport of the plant material

Transport of the material is considered the responsibility of the applicant.

The transport must be accompanied by the Dutch import permit we have sent you, as well as the local export permit from your country, and all relevant phytosanitary certificates and plant passports. Please take care when arranging the transport. Your plants should be well labelled and packed. Any damage occurring during transport is the responsibility of the applicant. If material is being sent by air, it must be well protected from cold. If material is being sent by a courier that is not familiar with transporting plants (which we have seen many times especially for cannabis cuttings), you should take extra care of the packaging. If long transportation time is foreseen, there are possibilities to add (LED) lights to prevent flower induction.

See our website for more information about labelling and packaging:

<https://www.raadvoorplantenrassen.nl/en/homepage/general-submission-requirements/>

*On the next pages you will find **examples** of cannabis cuttings that meet our (and CPVO) submission standards and ways to transport your cannabis cuttings.*

Example of labels and cutting



The label must include:

- Application number (Board for Plant Varieties and/or CPVO number)
- Provisional denomination or Breeders' Reference as stated on the application form

Acceptable label:



2017/1234

HNP123

'CR20-12x34

Please don't do this:


(no application number at all, denomination not known on application form)



The cuttings in plugs must be:

- 12-15 cm
- well-rooted
- non-flowering
- healthy
- vigorous enough to have a good start in our trail

Acceptable cutting:



We DON'T accept cuttings like this:


Too small:
(ca. 8 cm, and not 12-15 cm
these cuttings did not grow
tall enough to make
proper observations)



Not rooted well:
(these cuttings died in trial)



Flowering:
(these cuttings did not grow
tall enough to make
proper observations)



Not healthy (caused by?
illness, poor rooting, damaged
during transport, frozen....)




How to transport the cuttings

Good ways to avoid transport damage:

- **Send only plugs, no pots**
 - wrap the plants carefully in a (wet?) paper towel and lay them in a box, or
 - use plastic shipping containers
- **Avoid turning up-side-down:**
 - label the box with 'keep this side up' or put a clear arrow

Example of plastic shipping container:

You may need a bigger one than shown on the picture and maybe you have to put holes in the plastic to avoid too wet conditions.



Example of shipping containers with lights:

In case of a long period transport there will be no flower induction with these lights.



Bad ways for cannabis transport, do not:



- send the plants with a lot of empty space above the plants
- send complete cultivators or heavy boxes with potted plants
- send more than 1 application in a unit with any chance of switch
- forget to take good care of the plant conditions during the transport:
 - o avoid too wet or too dry conditions, flower starting and so on

Examples of transport damage:

Put in 1 box that was turned up-side-down: 3 stacked heavy plastic boxes with potted plants. The lowest plastic box was completely broken. The cuttings were damaged and died.



Cultivator and plastic box with too much empty space above the plants, that were turned up-side-down. The cuttings were damaged and died.



Not a clear arrow on the box which side should be up, and this box was turned up-side-down.

